

<p>कोल इण्डिया लिमिटेड कंपनी सचिवालय 3 तल्ला, कोर-2, प्रेमिसेस-04-एमआर, प्लॉट-ए एफ-III, एक्शन एरिया-1A, न्यूटाउन, रजरहट, कोलकाता-700156, फोन-0332324555, ईमेल: complianceofficer.cil@coalindia.in वेबसाइट: www.coalindia.in सी आई एन - L23109WB1973GOI028844</p>	 एक महारत्न कंपनी A Maharatna Company	<p style="text-align: right;">Coal India Limited Company Secretariat Regd. Office: 3rd floor, Core-2 Premises no-04-MAR, Plot no-AF-III, Action Area-1A, Newtown, Rajarhat, Kolkata-700156 PHONE; 033-2324-5555, E-MAIL: complianceofficer.cil@coalindia.in WEBSITE: www.coalindia.in CIN- L23109WB1973GOI028844</p>
--	--	---

Ref.NoCIL:XI(D):4157/4156:2024:

Dated:27.11.2024

To,
Listing Department,
Bombay Stock Exchange Limited,
14th Floor, P.J. Towers, Dalal Street,
Mumbai – 400 001
Scrip Code 533278

To,
Listing Department,
National Stock Exchange of India Limited,
Exchange Plaza, Bandra Kurla Complex,
Bandra (E), Mumbai – 400 051.
Ref: ISIN – INE522F01014

Sub:- Domestic Non Deal Road Show at Mumbai from 2nd to 4th December 2024

Dear Sir/Madam,

A Domestic Non Deal Road Show shall be held from 2nd to 4th Dec 2024 at Mumbai wherein senior officers of CIL and DIPAM will be participating as under:-

Date	Particulars	Type of Meeting
2 nd December'2024 to 4 th December' 2024	Meeting with Institutional Investors/various mutual funds etc.	One to One / Group Meetings

Note: The dates of the meeting is subject to change due to exigencies on the part of Investors/Company.

Kindly note that no Unpublished Price Sensitive Information (UPSI) is proposed to be disseminated by the Company during the aforesaid Meeting(s).

We are attaching Corporate Presentation for the same. This is in terms of Regulation 46(2)(O) of Listing Regulations 2015.

This is for your information and records please.

Yours faithfully,

(बी पी दुबे/B. P Dubey)
**Company Secretary/कंपनी सचिव
& Compliance Officer/कम्प्लायंस ऑफिसर**

Encl: As above



A MAHARATNA COMPANY



5 DECADES OF UNEARTHING ENERGY

Coal India Limited Corporate Presentation

NOVEMBER 2024

CONTENTS

1	COMPANY OVERVIEW
2	COAL SECTOR OVERVIEW
3	OPERATIONAL / FINANCIAL PERFORMANCE
4	GROWTH PLANS
5	ESG INITIATIVES

1. COMPANY OVERVIEW

A SUCCESSFUL PAST, A BRIGHTER FUTURE



LARGEST DOMESTIC COAL PRODUCER

1975

- Nationalized coal mines under Coal Mines Authority Ltd. re-organised as Coal India Ltd.
- Coal Production
CIL - 79 MT vs. India - 88 MT

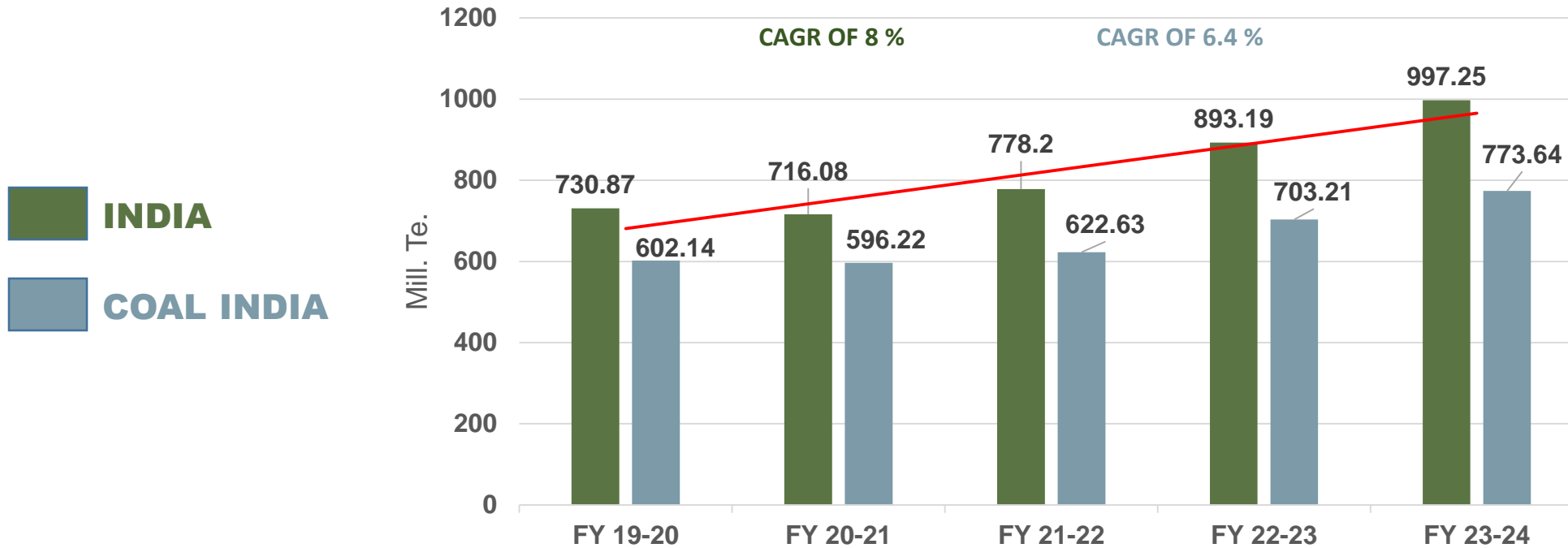
2011

- Govt conferred "Maharatna Status"

2024

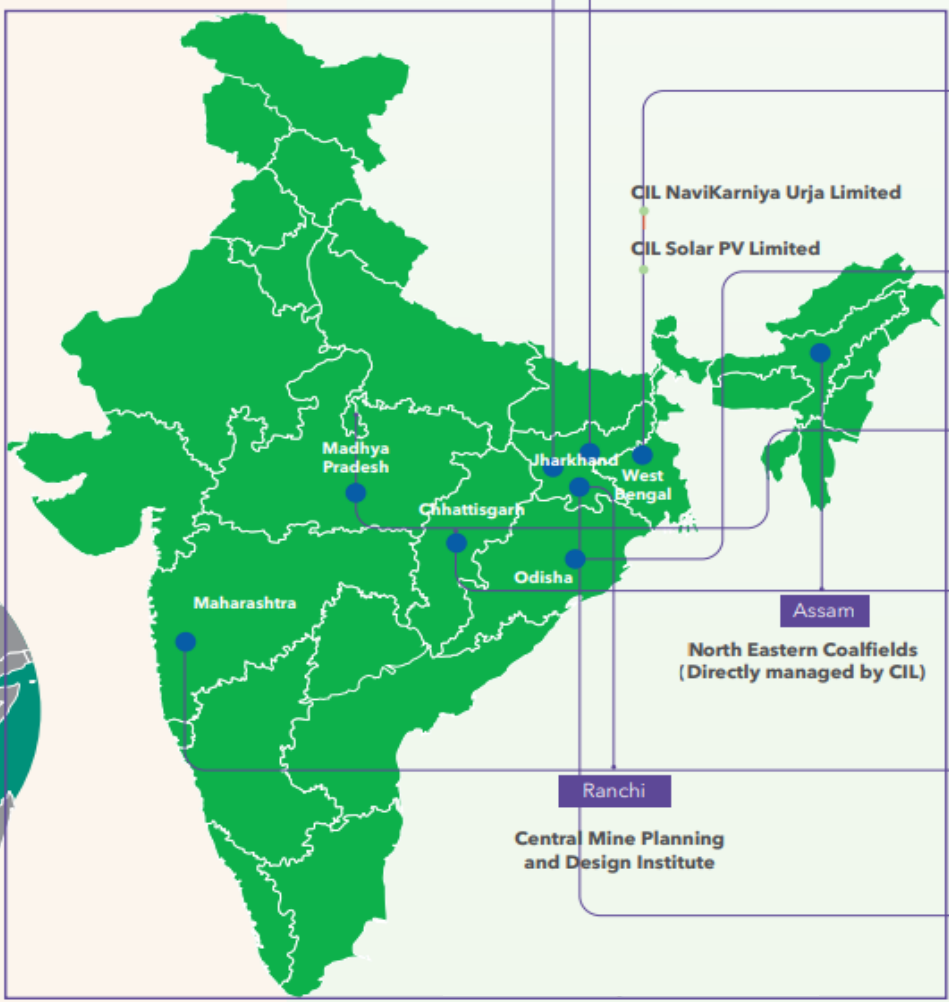
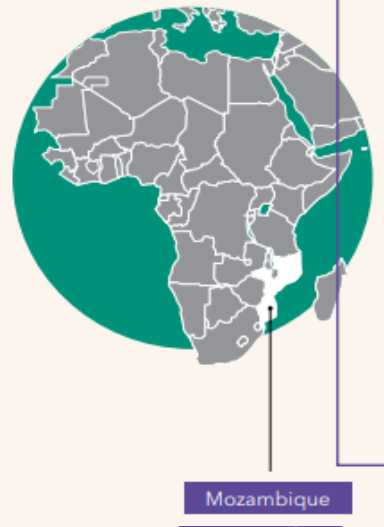
- Highest ever coal production- 773 MT

COAL PRODUCTION IN INDIA VIS-À-VIS CIL



Location of the Subsidiary Companies

Subsidiary
Coal India Africana Limitada



- Bharat Coking Coal Limited
- Central Coalfields Limited
- Eastern Coalfields Limited
- Mahanadi Coalfields Limited
- Northern Coalfields Limited
- South Eastern Coalfields Limited
- Western Coalfields Limited
- Bharat Coal Gasification & Chemicals Limited (BCGCL)
for Coal gasification business incorporated on 21st May 2024

2. COAL SECTOR OVERVIEW

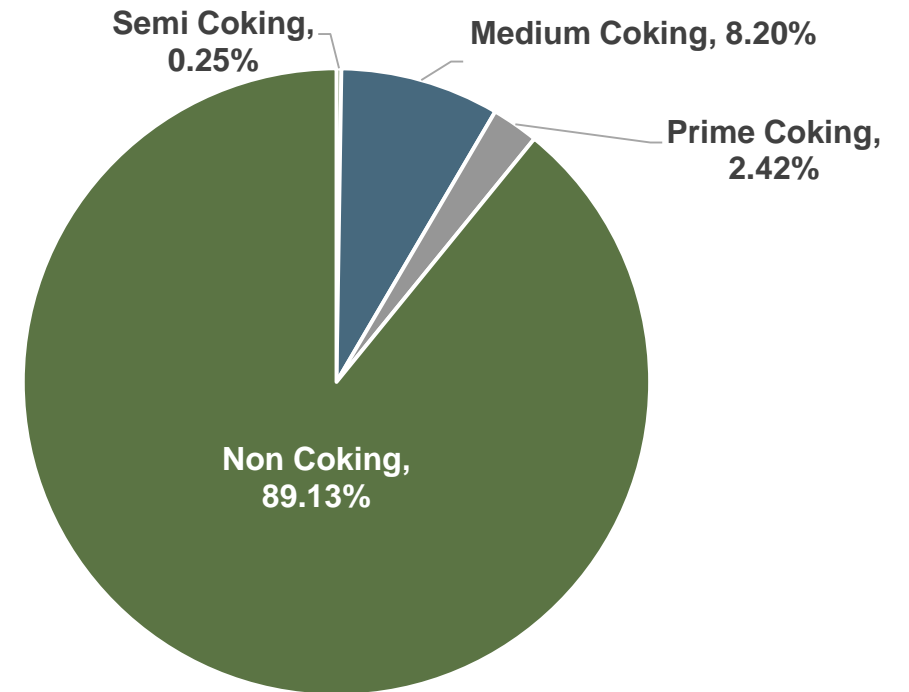
INVENTORY OF COAL RESOURCES IN INDIA



(In Million Tonnes)

Coal Type	Proved	Indicated	Inferred	Total
Prime Coking	5,133	311	--	5,443
Medium Coking	17,402	10,409	1,761	29,572
Semi Coking	530	1,081	186	1,797
Non-Coking	1,89,143	1,36,916	26,550	3,52,608
TOTAL	2,12,207	1,48,717	28,498	3,89,421

Distribution of Proved Resource of Coal in India (as on 01/04/2024)

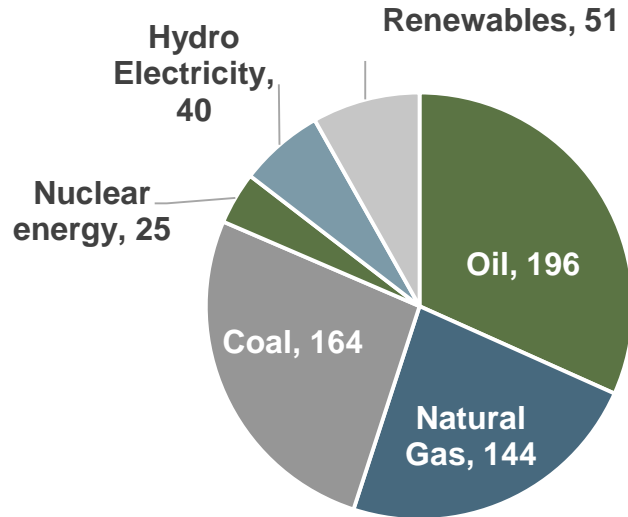


Source : Coal Directory of India 2023-24 , Coal Controller , MoC

Coal Extracted so far: 19.96 BT , Balance Extractable Resources: 89 BT

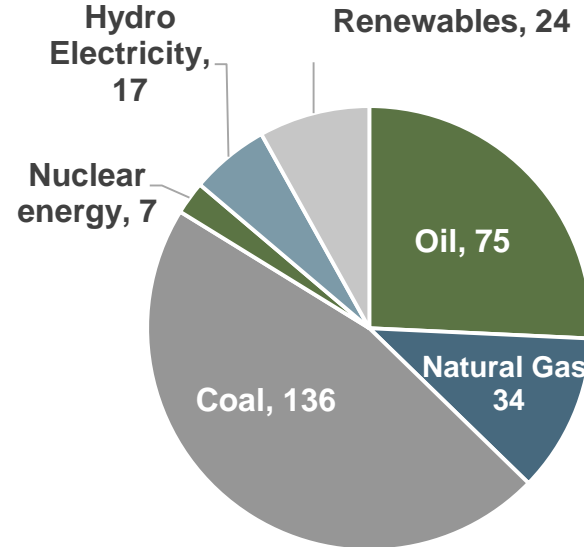
Primary Energy – World Consumption 2023*

World (620 Exajoules)



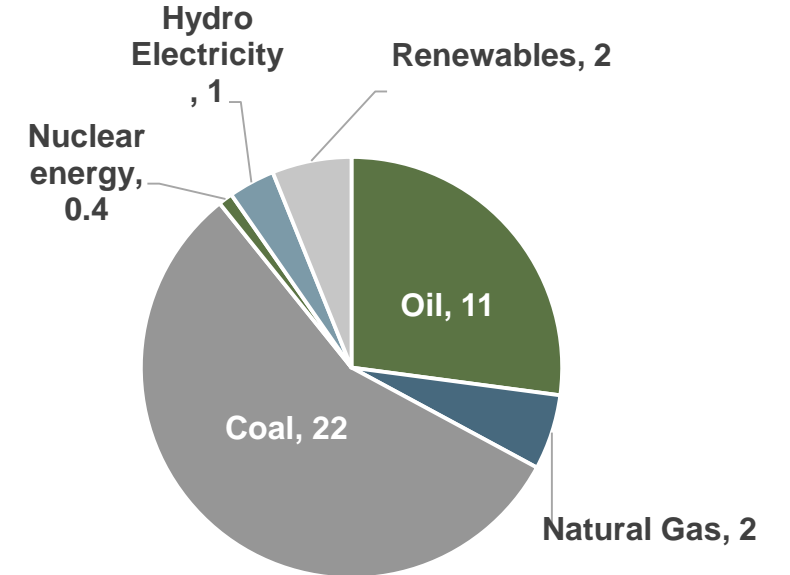
Coal is the second largest fuel for primary energy consumption.

Asia Pacific Region (292 Exajoules)



Coal is the dominant fuel in the Asia Pacific region & India.

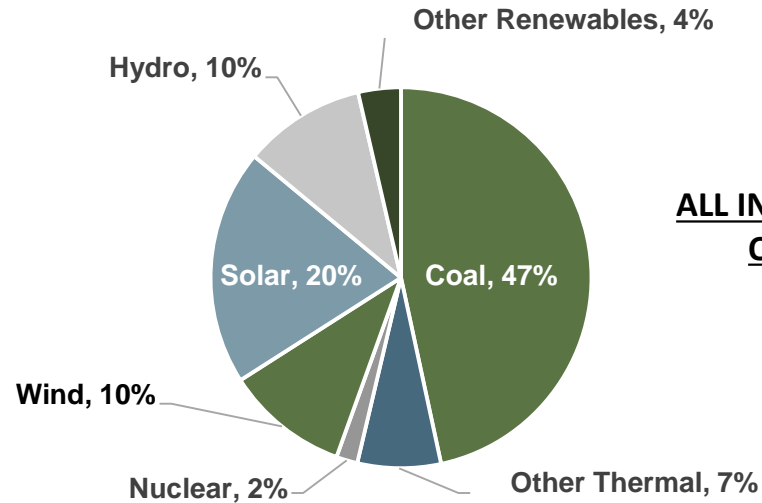
India (39 Exajoules)



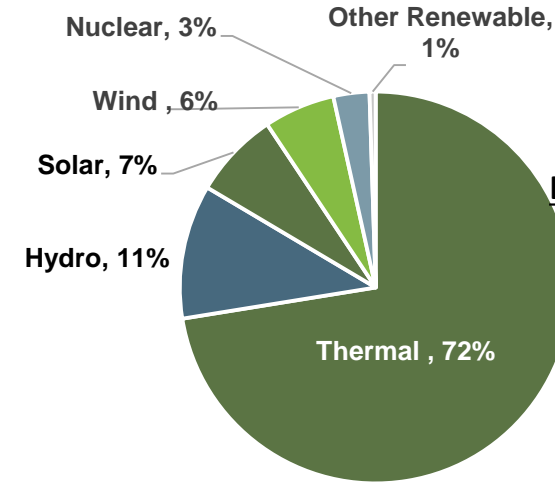
Coal retained its position as the dominant fuel for power generation

* Source : As per Statistical Review of World Energy, 2024

INSTALLED POWER CAPACITY VIS-À-VIS GENERATION



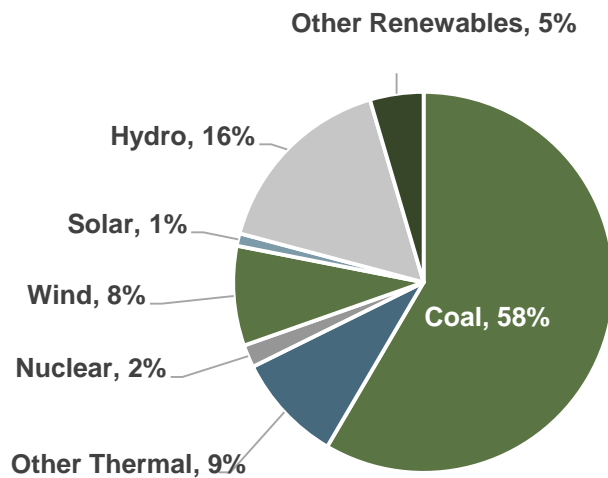
ALL INDIA INSTALLED CAPACITY AS ON 30.09.2024 - 453 GW



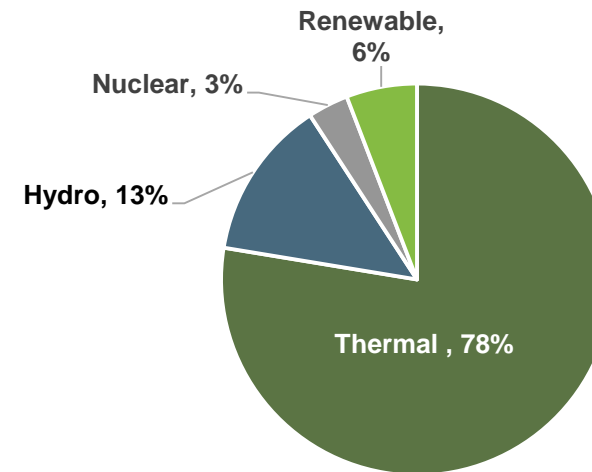
ENERGY GENERATION (APRIL TO SEPTEMBER 2024) - 952 BU

1ST HALF YEAR 2024-25

Although renewables account for a significant portion of installed capacity in 2024, thermal energy still dominates in terms of actual energy generation.



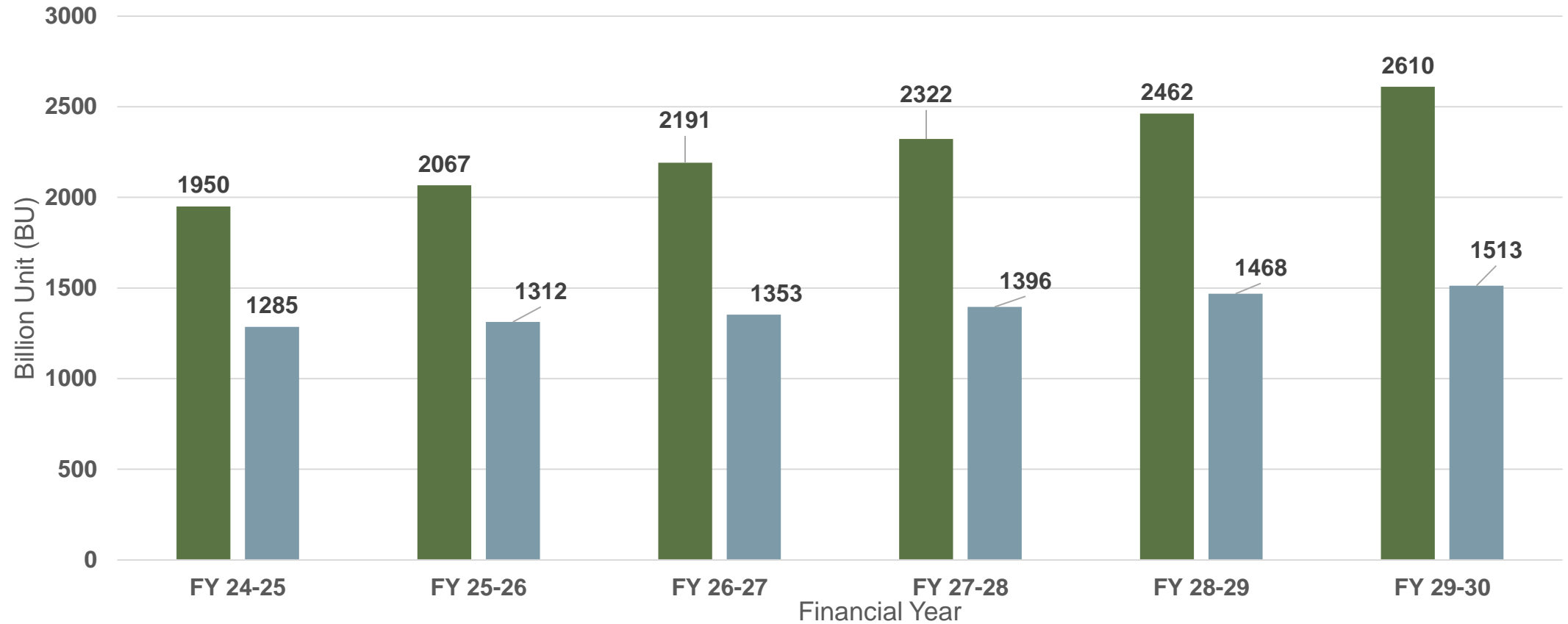
ALL INDIA INSTALLED CAPACITY AS ON 31.03.2014 - 249 GW



ENERGY GENERATION (APRIL TO MARCH 2014) - 1026 BU

Source : As per CEA

FUTURE PROJECTED POWER DEMAND

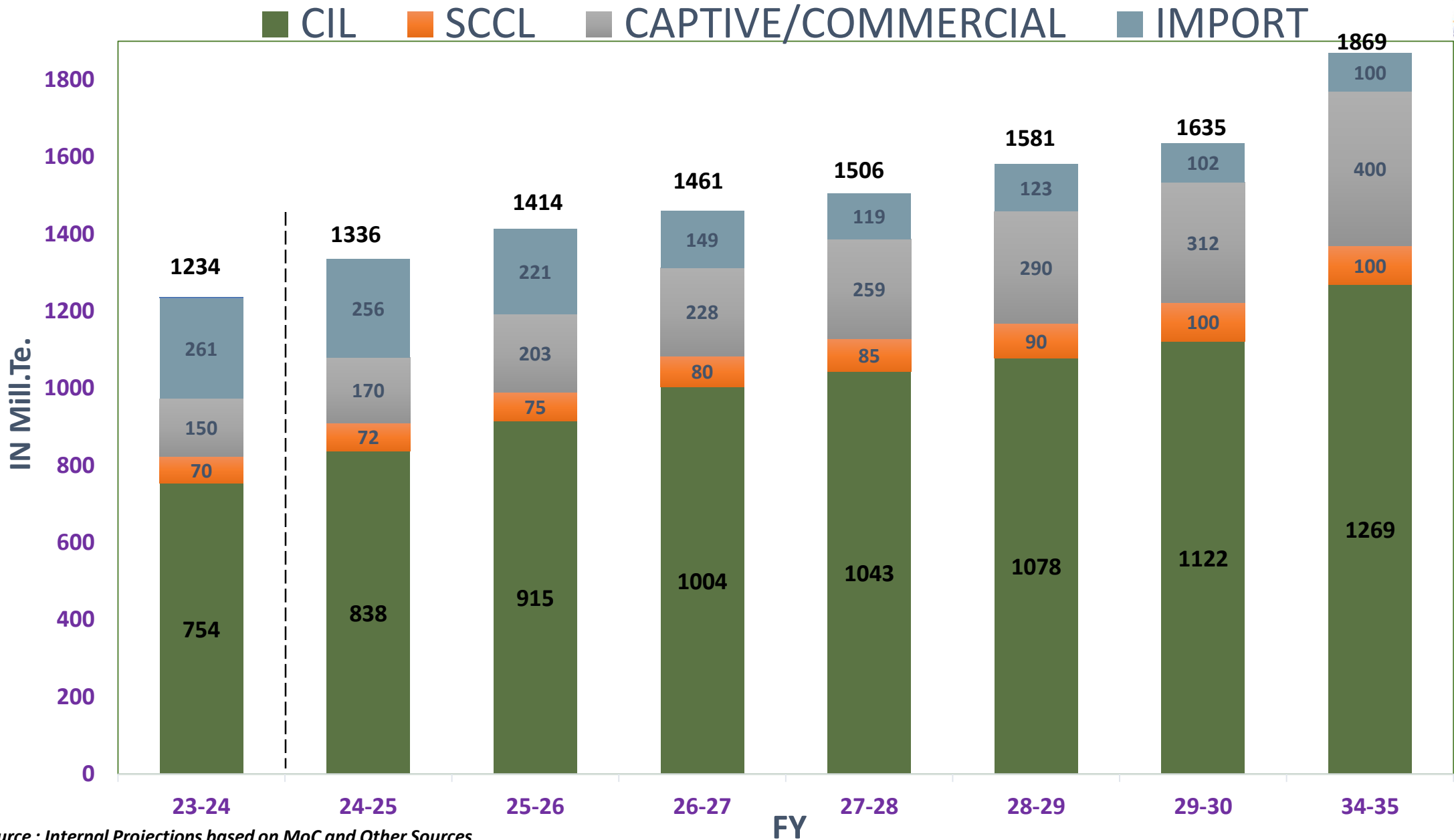


TOTAL ESTIMATED POWER DEMAND

TOTAL ESTIMATED COAL BASED POWER DEMAND

Source : Internal Projections based on NEP 2023,CEA and Other Sources

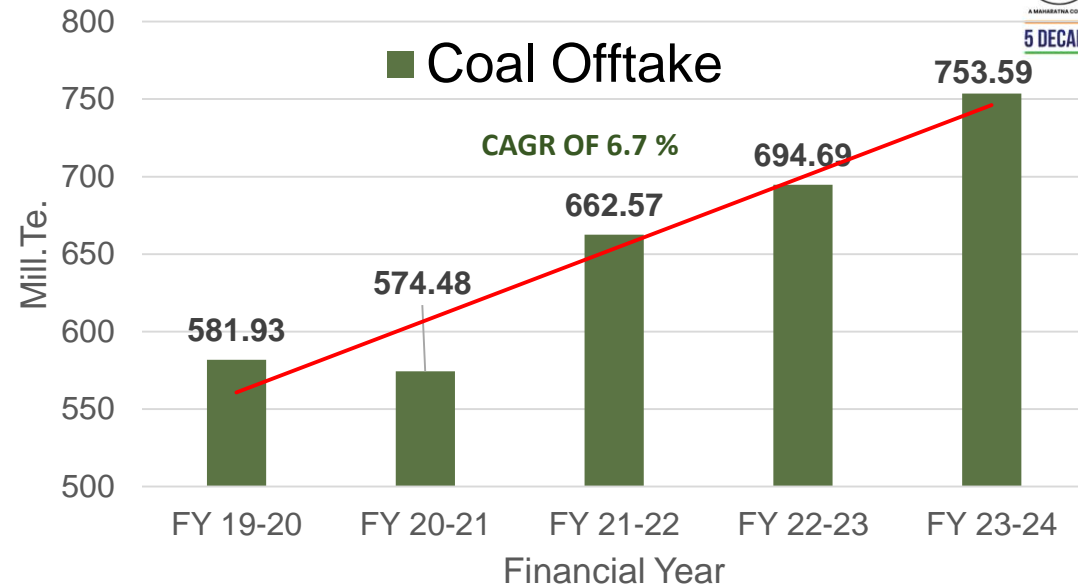
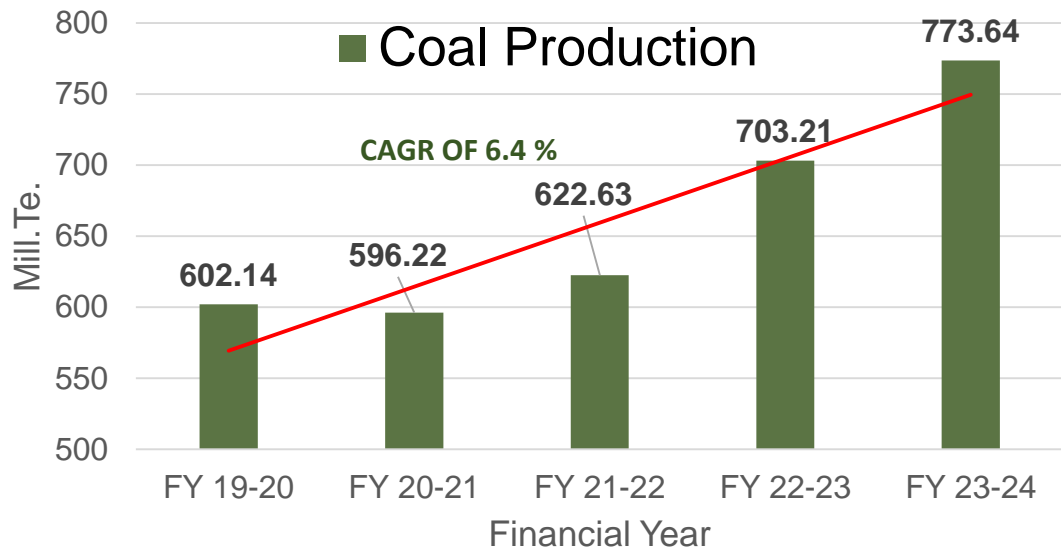
PROJECTED COAL DEMAND IN INDIA AND SOURCE OF SUPPLY



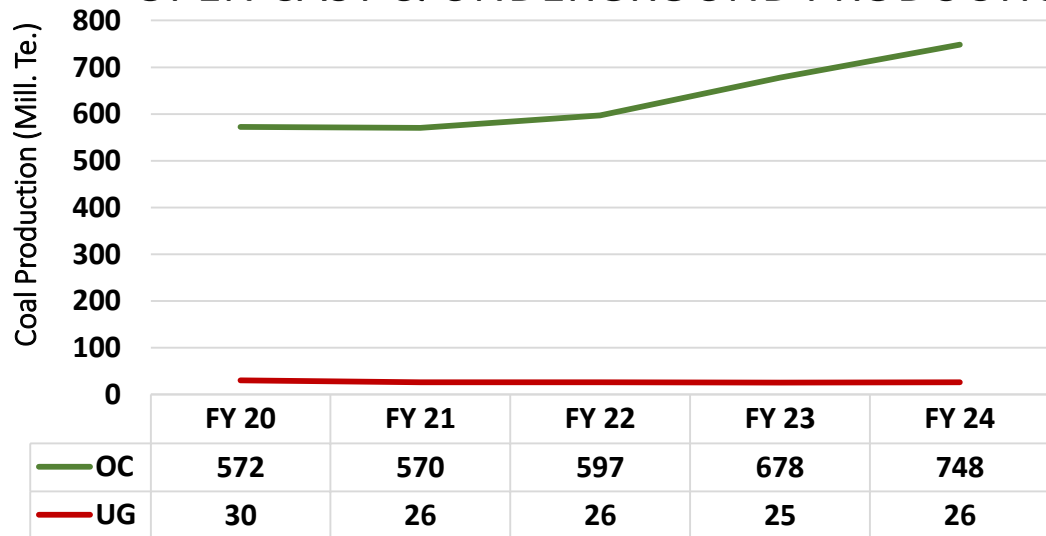
Source : Internal Projections based on MoC and Other Sources

3. OPERATIONAL / FINANCIAL PERFORMANCE

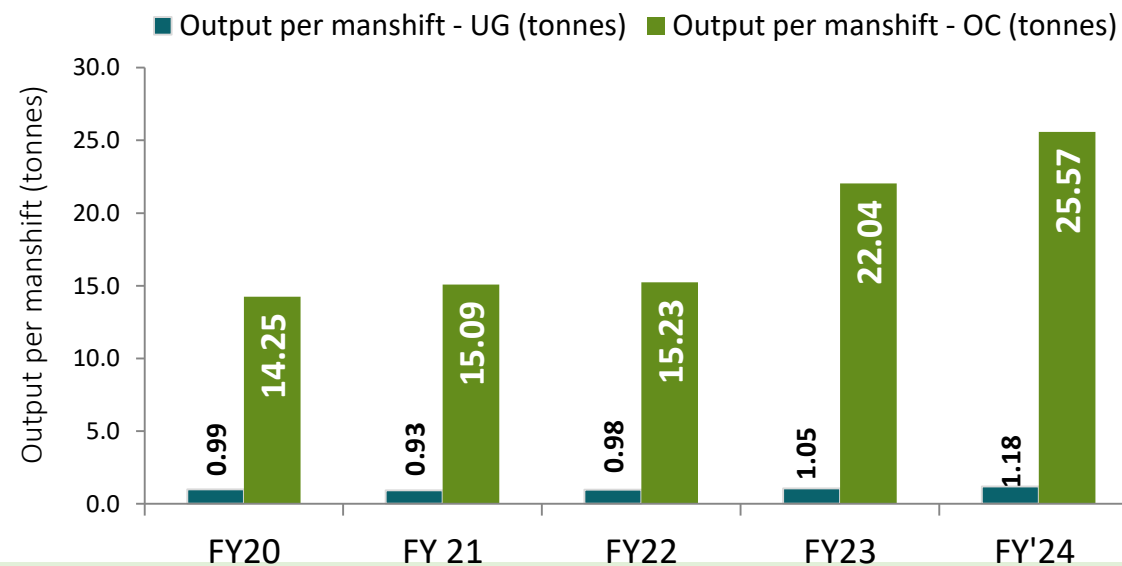
OPERATIONAL PERFORMANCE



OPEN CAST & UNDERGROUND PRODUCTION

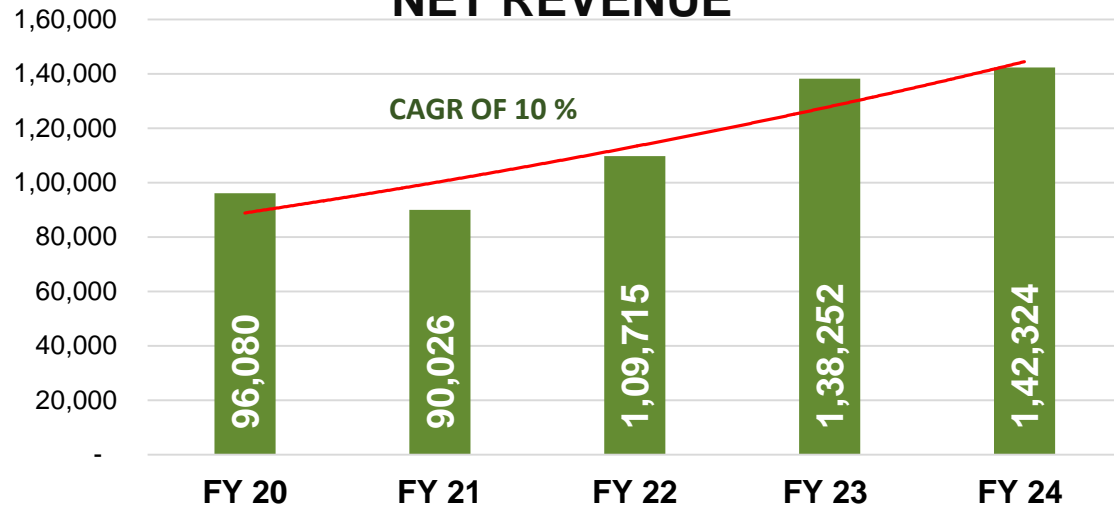


OUTPUT PER MANSHIFT

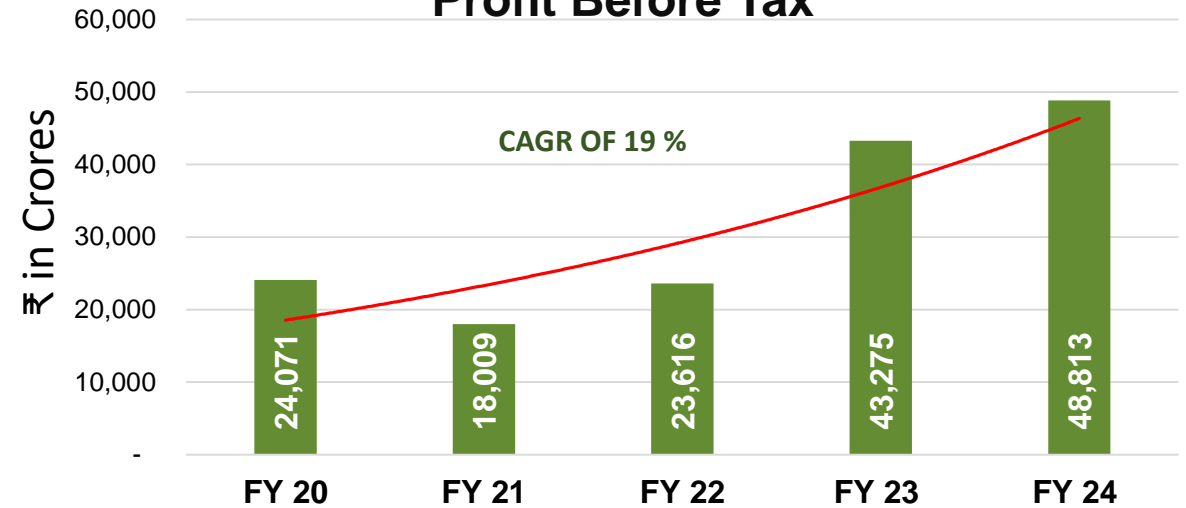


FINANCIAL PERFORMANCE

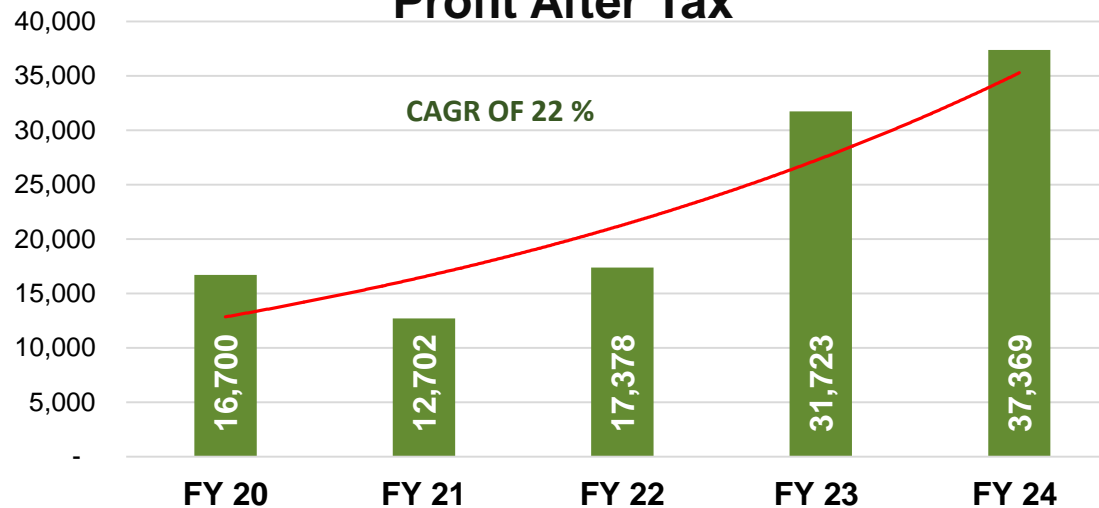
NET REVENUE



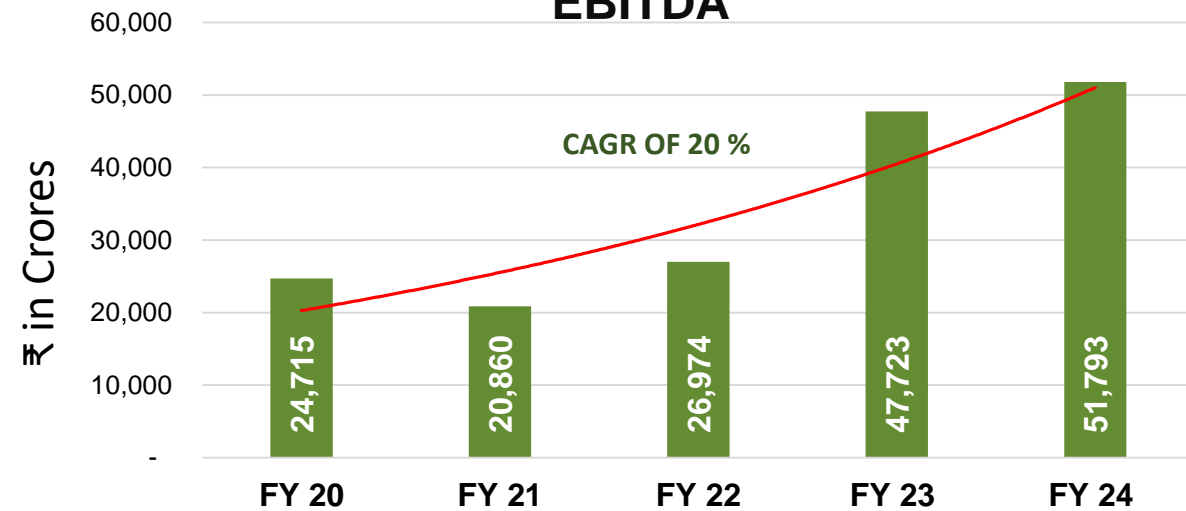
Profit Before Tax



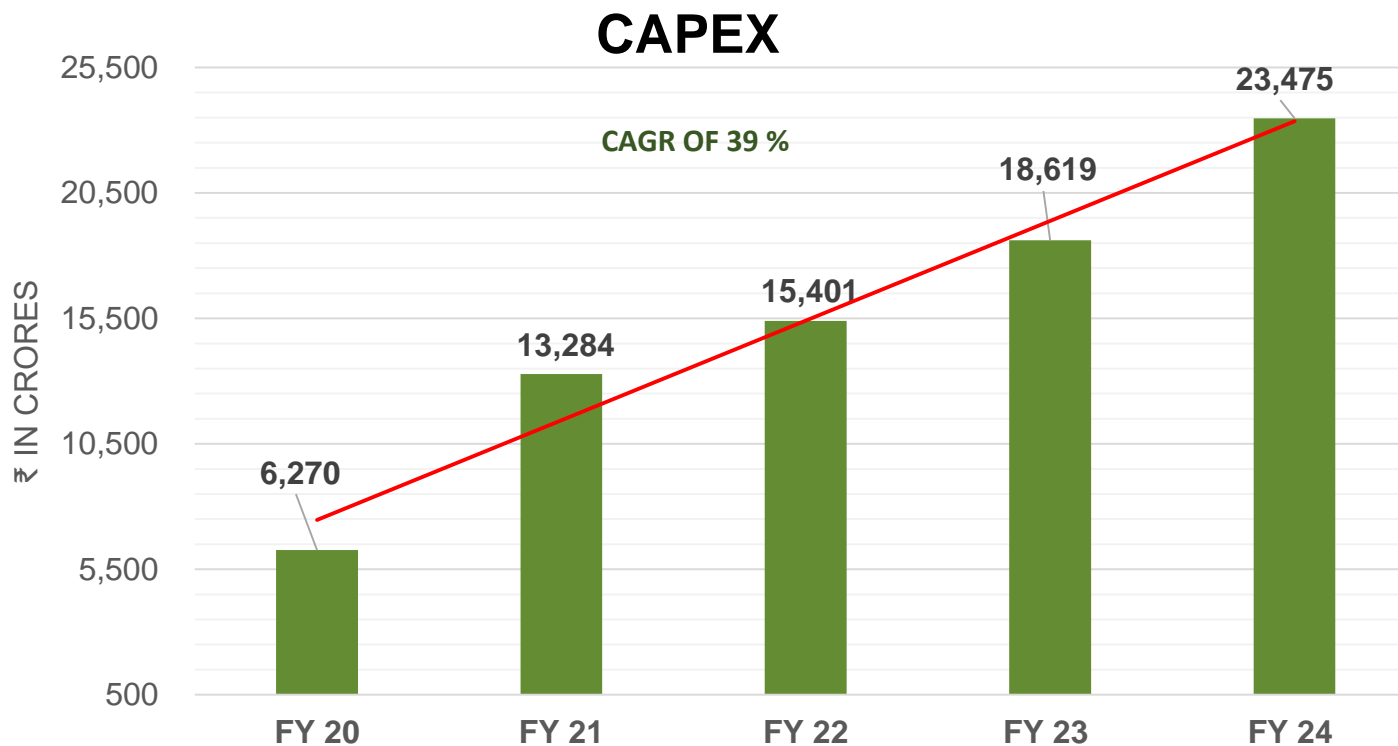
Profit After Tax



EBITDA



FINANCIAL PERFORMANCE

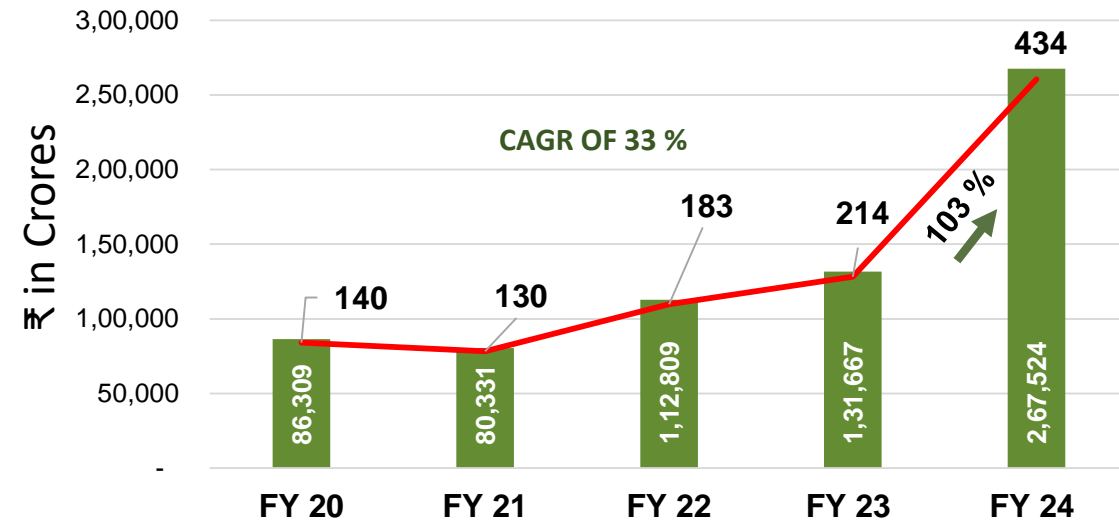


- **CIL intends to incur capex according to the demand growth in the long-term.**
- **H1 24-25 capex is ₹ 6,778 crore (provisional). Annual target for Capex for FY 24-25 is ₹ 15,500 Crore.**

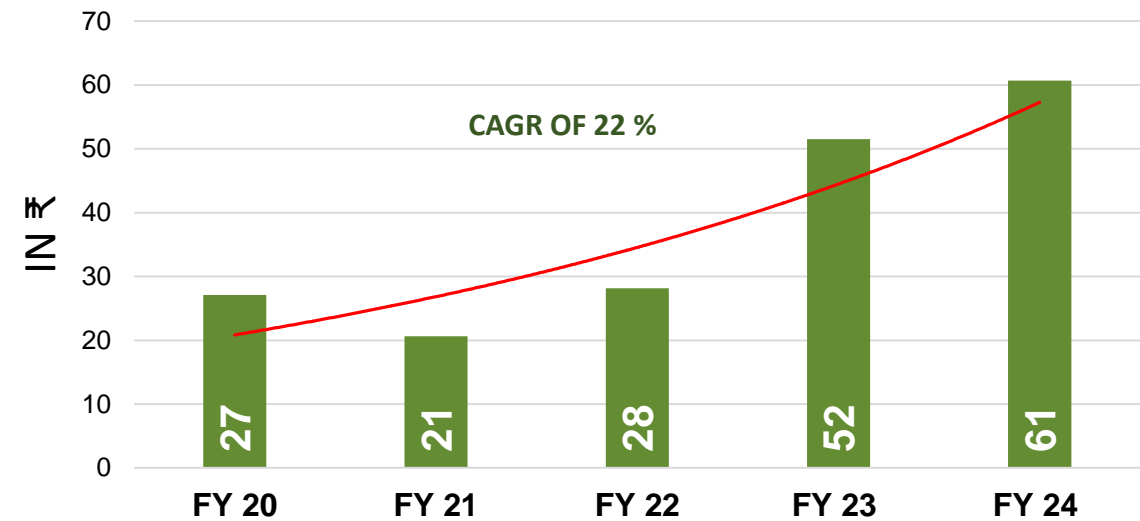
FINANCIAL PERFORMANCE

SHARE PRICE

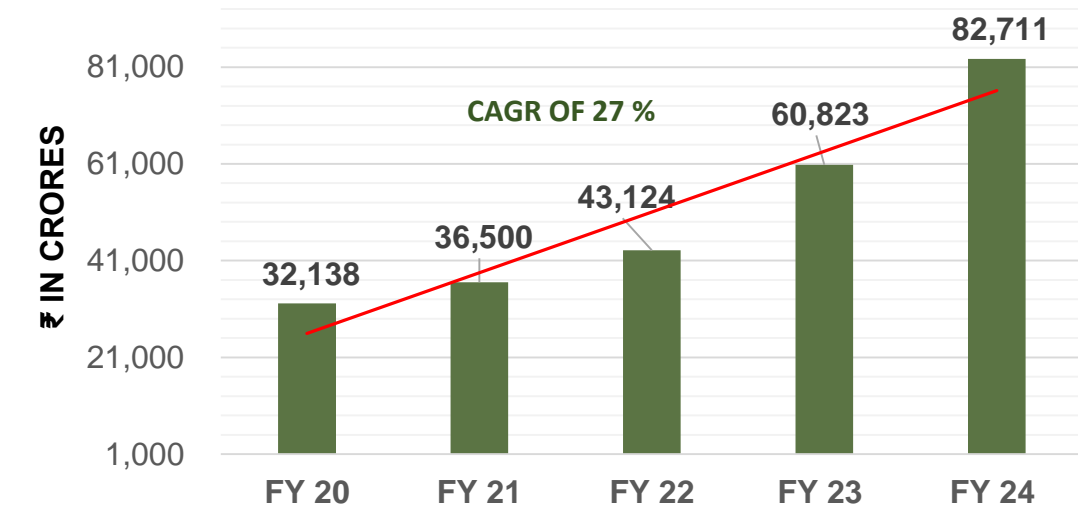
Market Capitalization at year end



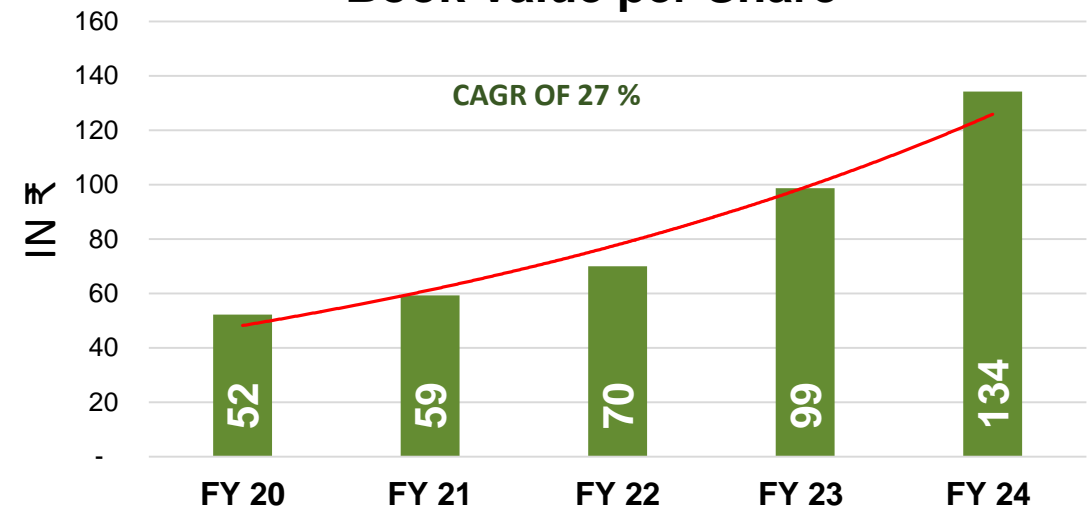
EPS



NET WORTH

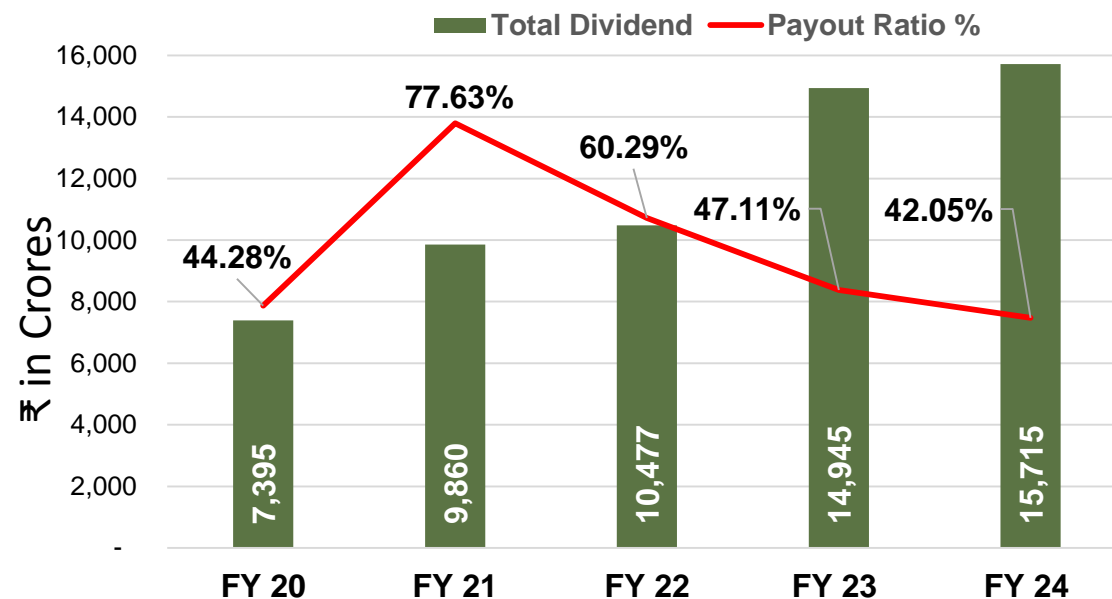
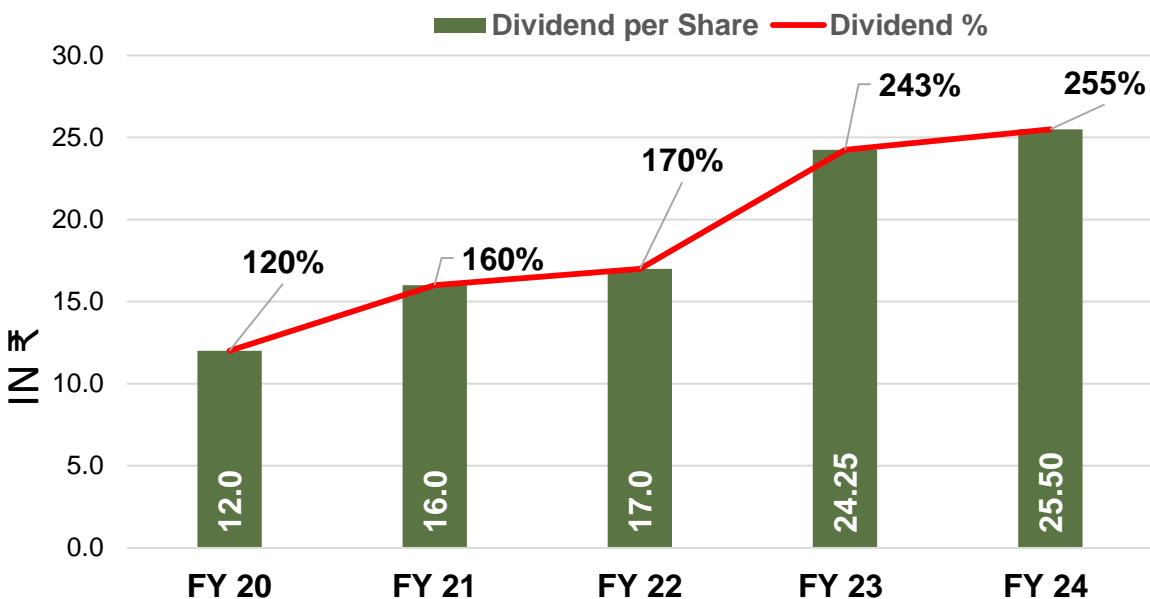


Book Value per Share



FINANCIAL PERFORMANCE

DIVIDEND



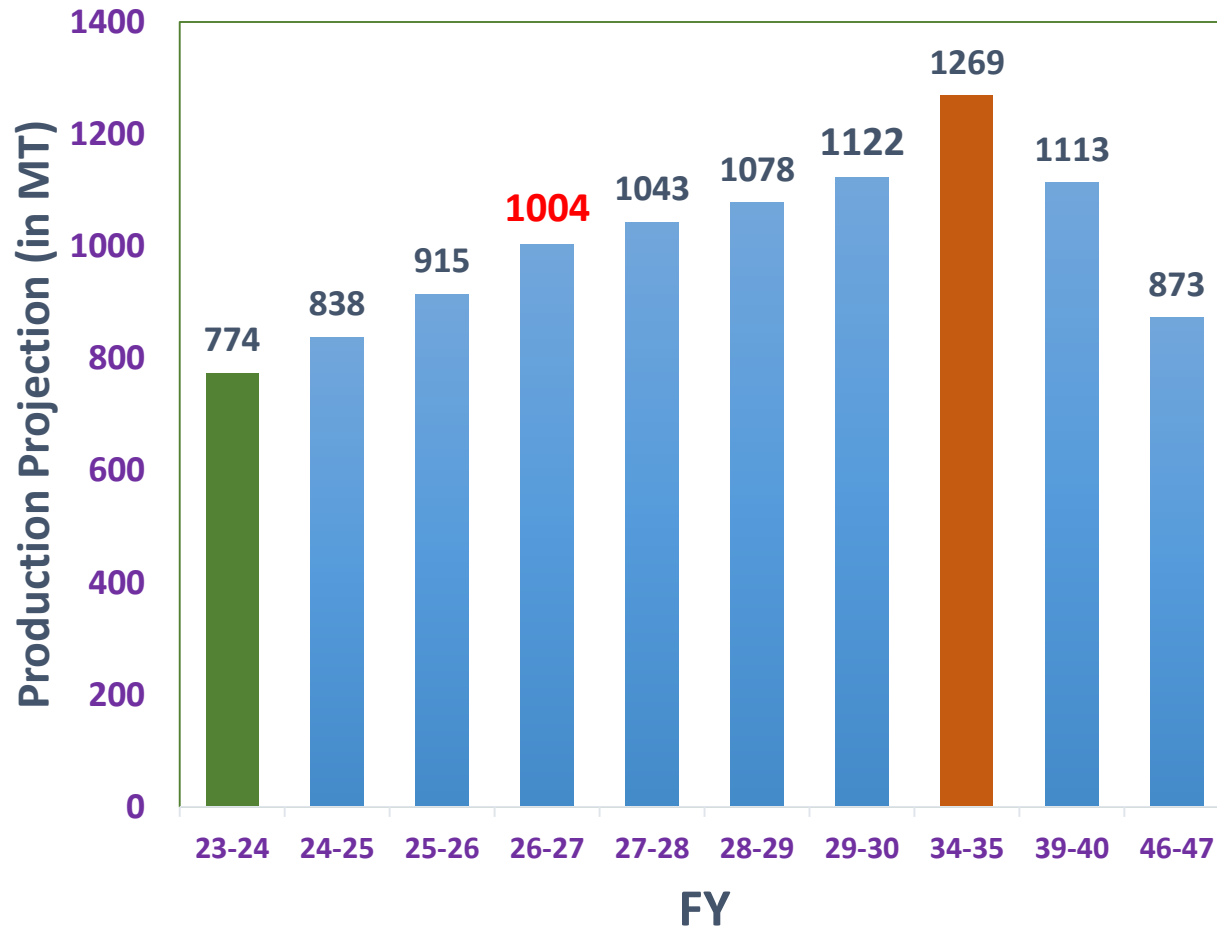
CIL intends to payout maximum dividend post capex out of the cash profits

- Since IPO (November 2010) CIL has paid more than ₹ 1,65,000 Crores as Dividend.
- CIL has paid a dividend of ₹ 265 per share since its listing against the face value of ₹ 10.

4. GROWTH PLANS

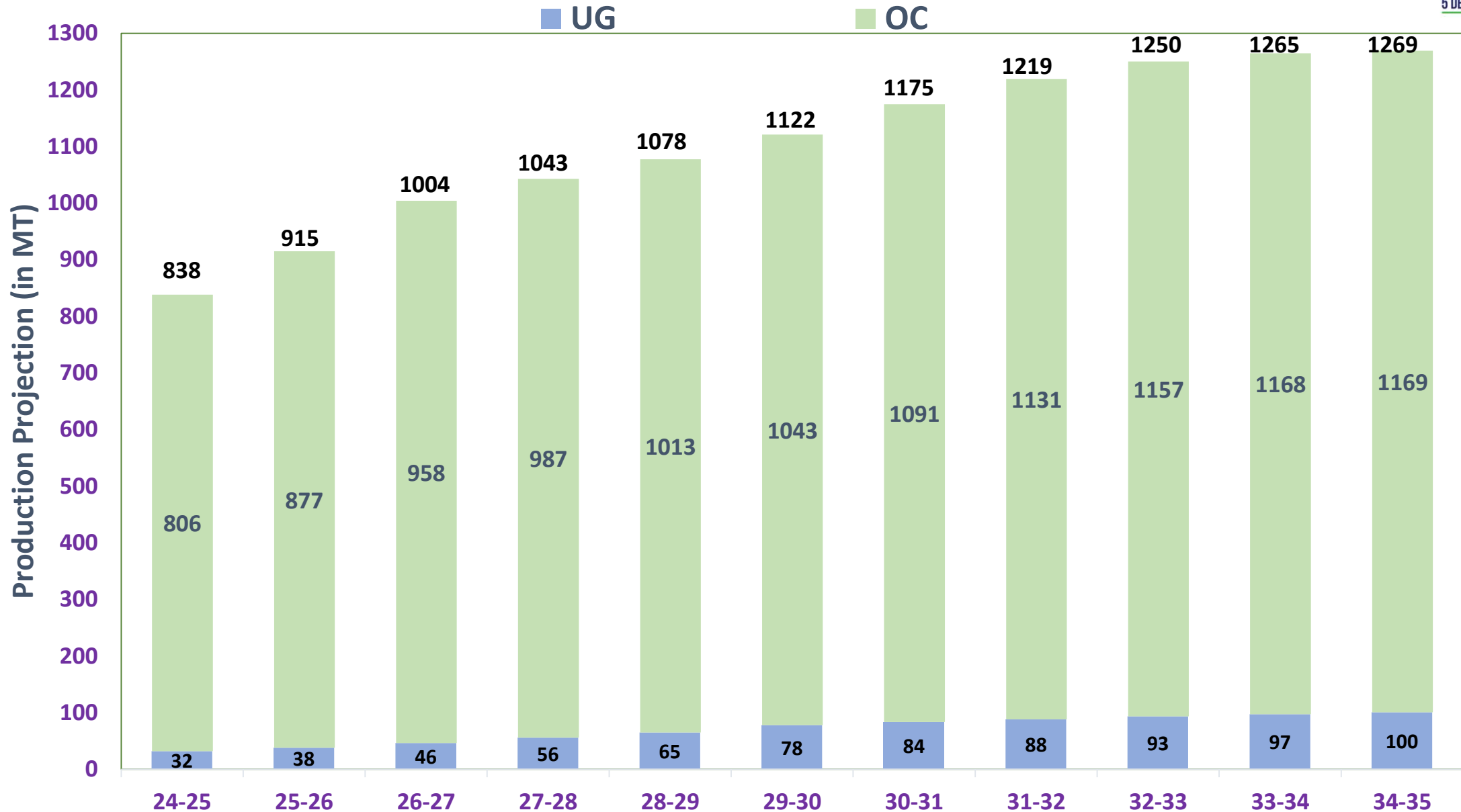
Coal Production 1 BT – Vision 2030 and 2047

Long Term Projection



- CIL has achieved its **highest-ever production** figure of ~774 MT in FY 23-24.
- **1 BT Coal Production by 2026-27** from ~774 MT in FY 23-24. (CAGR – 9.07 %)
- **1.12 BT Coal Production by 2029-30**
- Increase in coal production envisaged mainly from **CCL, SECL and MCL**.

UG/OC wise Production Projection



Resource Plan of 1.12 BT of CIL

➤ EC, FC, Land

Achievements (FY 23-24)	Achievements* (FY 24-25 - up to Sept'24)	Balance Resources to achieve the Target (FY 29-30)
<ul style="list-style-type: none"> • <u>EC Proposals granted</u> - 27 • <u>Incremental EC</u> – 64.96 MTY 	<ul style="list-style-type: none"> • <u>EC Proposals granted*</u> - 11 • <u>Incremental EC</u> – 4.95 MTY 	<ul style="list-style-type: none"> • <u>EC Proposals to be granted</u> - 113 • <u>Incremental EC</u> – 407.13 MTY
<ul style="list-style-type: none"> • <u>FC Stage-II Proposals Granted</u>- 12 • <u>Forest Area</u> – 1,864 Ha 	<ul style="list-style-type: none"> • <u>FC Stage-II Proposals Granted</u> - 4 • <u>Forest Area</u> – 1,118 Ha 	<ul style="list-style-type: none"> • <u>FC Stage-II to be granted</u> - 101 • <u>Forest Area</u> – 19,502.59 Ha
<ul style="list-style-type: none"> • <u>Land Possessed</u> – 2,613 Ha 	<ul style="list-style-type: none"> • <u>Land Possessed</u> – 1,401.11 Ha 	<ul style="list-style-type: none"> • <u>Land to be possessed</u> – 19,143.89 Ha

* Present available EC – 1150.30 MTY

- **Building Railway Lines for Coal Evacuation**
- **First Mile Connectivity - Mechanized coal transportation and loading system**
- **MDO projects For efficient operationalization of greenfield projects**

Railway Lines for Coal Evacuation Commissioned



Tori- Shivpur at CCL

- ✓ BG Triple line (44.37 KM) capacity to evacuate ~100 MTPA

Jharsuguda –Barpali- Sardega at MCL

- ✓ Double line (52.41 KM) capacity to evacuate 65 MTPA
- ✓ Works of loading bulbs at Barpali and flyover complex at Jharsuguda is underway to enhance its evacuation capacity to ~ 90 MTPA (by June'2026)

Chhattisgarh East Rail Ltd (CERL) - CERL Phase – I at SECL

- ✓ Total capacity 65 MTPA of coal (124.70 KM)
- ✓ Complete project to be commissioned by June 2025.
- ✓ Total 99.95 route km has been commissioned out of total 124.70 project route kilometer (Loading from Chhal and Baroud feeder line started)

Other Railway Lines at MCL

- ✓ Lingaraj SILO with Deulbeda siding at Talcher Coalfields of MCL
- ✓ Mahanadi Coal Rail Ltd (MCRL) - Angul- Balram rail link (14.22 Km) in Talcher coalfield of Odisha. Evacuation capacity ~ 15 MTPA coal.

Railway Lines for Coal Evacuation

Under Construction

Chhattisgarh East Rail Ltd (CERL) Phase – II at SECL

- ✓ Total capacity 25 MTPA of coal.
- ✓ Expected to be commissioned by Mar'2026.

Chhattisgarh East West Rail Ltd (CEWRL) at SECL

- ✓ Total capacity 65 MTPA of coal.
- ✓ Construction work completed upto 78%.

Jharkhand Coal Railway Limited (JCRL) at CCL

- ✓ Total capacity 25 MTPA of coal
- ✓ Construction work completed upto 64%. To be commissioned by June 2026.



STATUS OF FMC PROJECTS

Type	No. of Projects	Capacity (MTY)	Completion	FMC Projects	Numbers	Capacity (MTY)
				Commissioned	35	351.5
Existing (CHP-Silo prior to Aug'2019)	20	151.0	Completed	2024-25	10	75.0
				2025-26	14	138.5
				2026-27	7	113.0
				2027-28	16	136.2
New Constructed	15	200.5	Completed	2028-29	10	179.8
				Total	92	994.0
				Under Construction	27	245.5
Under Tendering	1	51.0				
MDO Scope	10	144.4				
Under Formulation	19	201.6				
TOTAL	92	994.0				

Year wise Plan of Commissioning of FMC Projects



BUSINESS DEVELOPMENT INITIATIVES

1. Coal Gasification projects

A. Coal-to-Ammonium Nitrate Project at Lakhanpur Area in MCL

BCGCL JV - CIL(51%) and BHEL (49%) JVC incorporated in May-2024.

Pre-project activities started.

DFR preparation in progress for implementation of Coal-to-Ammonium Nitrate Project.

Project Cost – ₹ 11,782 Crore

B. Coal-to-Synthetic Natural Gas Project at Sonapur Bazari in ECL

JV - CIL (51%) and GAIL (49%)

JV agreement executed on 05.08.2024.

DFR preparation in progress for implementation of Coal-to-SNG Project.

Project Cost – ₹13,053 Crore



A. COAL TO AMMONIUM NITRATE

TENDER FLOATED FOR SELECTION OF LSTK CONTRACTORS FOR DFR PREPARATION.

CAPEX OF ₹ 11,782 CRORES. EXPECTED COMMISSIONING BY 2029.

ANNUAL COAL REQUIREMENT	-	1.27 Mill.Te.
AMMONIUM NITRATE PRODUCTION	-	0.66 Mill.Te.

TOTAL INSTALLED CAPACITY IN INDIA IS AROUND 1 Mill.Te. AND INDIA IMPORTED AROUND 0.4 Mill.Te IN LAST FISCAL.

IMPORT SUBSTITUTION & EXPORT POTENTIAL.

CHINA PRODUCES MORE THAN 90% OF ITS AMMONIA THROUGH COAL GASIFICATION.

B. COAL TO SYNTHETIC NATURAL GAS

EOI FLOATED FOR SHORLISTING OF GASIFICATION LICENSOR.

CAPEX OF ₹ 13,053 CRORES. EXPECTED COMMISSIONING BY 2030.

ANNUAL COAL REQUIREMENT	-	1.93 Mill.Te.
SNG PRODUCTION	-	1.83 MMSCMD

INDIA IS DEPENDENT ON IMPORTED LNG TO MEET ITS DOMESTIC DEMAND.

IMPORT SUBSTITUTION AND SAVINGS IN FOREX

BUSINESS DEVELOPMENT INITIATIVES (Contd..)

2. 5 GW Solar Projects Plan- Year-wise and Subsidiary-wise



Sl. No	Subsidiary	Commissioned Till FY 23-24 (MW)		FY 24-25 (MW)		FY 25-26 (MW)		FY26-27 (MW)	FY27-28 (MW)	FY28-29 (MW)	Total (MW)
		Roof Top	Ground Mounted	Roof Top	Ground Mounted	Roof Top	Ground Mounted				
1	BCCL	1.66	0	2.43	45	1.25	25	25	0	0	100
2	CCL	1.25	0	1.79	29	2	38	25	25	0	122
3	ECL	1.87	0	3.73	35	0.4	10	35	40	0	126
4	MCL	1.71	2	2	50	1.5	10	25	45	50	187
5	NCL	0.47	50	0	0	2.5	0	50	100	100	303
6	SECL	0.58	20	4	20	1.5	96.5	25	25	100	293
7	WCL	2.00	0	3.48	15	4.2	105	50	50	0	230
8	CMPDIL	1.02	0	0.155	0	0	0	0	0	0	1
9	CIL HQ Solar	0.41	0	0	0	0	400	1000	1000	1250	3650
Total		10.97	72.00	17.59	194	13.35	684.5	1235	1285	1500	5012
Cumulative Total		83		212		698					

BUSINESS DEVELOPMENT INITIATIVES (Contd..)

2. 5 GW Solar Projects Plan-

2,063 HA LAND IDENTIFIED ACROSS CIL SUBSIDIARIES

2,250 MW IN RAJASTHAN (JV WITH RRVUNL)

250 MW RIHAND (GROUND MOUNTED/FLOATING- NCL)

CIL BAGGED 300 MW OF SOLAR PROJECT AT KHAVDA , GUJARAT AT A TARIFF OF ₹ 2.55/KWH IN THE E-AUCTION HELD ON 25.01.2024 .

PAN INDIA PARTICIPATION IN TENDERS.

BUSINESS DEVELOPMENT INITIATIVES (Contd..)

3. Thermal Power Project

2x800 MW (PHASE-I) & 3x800 MW (PHASE-II) AT SUNDARGARH (ODISHA) &– BY MBPL (an SPV of MCL).

EXPECTED COAL REQUIREMENT OF 20 MTPA (G-12 /13) FROM MCL IN BOTH PHASES.

PHASE I - CAPEX of ₹ 15,947 CRORES & EXPECTED COMMISSIONING BY 2029-30.

SIGNING OF TPA AMONG OIPL, MBPL AND IDCO FOR LAND ACQUISITION EXPECTED IN DEC'2024.

MOU EXECUTED WITH ASSAM (APDCL) & HARYANA (HPPC) FOR SALE OF POWER U/S 62 OF ELECTRICITY ACT,2003. ODISHA HAS CONFIRMED THEIR INTEREST FOR PURCHASE OF UPTO 50% OF POWER.



BUSINESS DEVELOPMENT INITIATIVES (Contd..)

4. Critical Minerals Value Chain (Lithium, Nickel, Cobalt, graphite etc.)

DOMESTIC INITIATIVES

- CIL emerged as the preferred bidder for the Khattali Chhoti Graphite Block located in MP in vicinity of WCL & SECL.
- Exploration activities upto G2 level in next 3-4 years through CMPDIL.
- With the worldwide drive towards green energy, there is a huge demand of Graphite in energy storage/battery manufacturing industry, among the others usages.
- Exploring more domestic opportunities through participations in auctions, collaborations with Govt. Organizations etc.

FOREIGN INITIATIVES

❖ Foreign Asset Acquisition

- Identified potential countries such as Australia, Argentina, Chile, Canada for acquiring assets of critical minerals like Lithium, Nickel, Cobalt, graphite etc.
- Evaluating assets abroad for the purpose of Asset Acquisition, Equity Investment and Long term offtake agreements.

5. Fertilizer Manufacturing – Through JV companies viz. HURL & TFL

- HURL posted ₹ 664 Crores profit in H1 24-25 out of which CILs share was ₹ 221 Crores
- TFL – Project in progress
- Amount Invested - HURL- ₹ 2,642 Crores , TFL - ₹ 902 Crores

5. ESG INITIATIVES

ENVIRONMENTAL HIGHLIGHTS - ECO PARKS

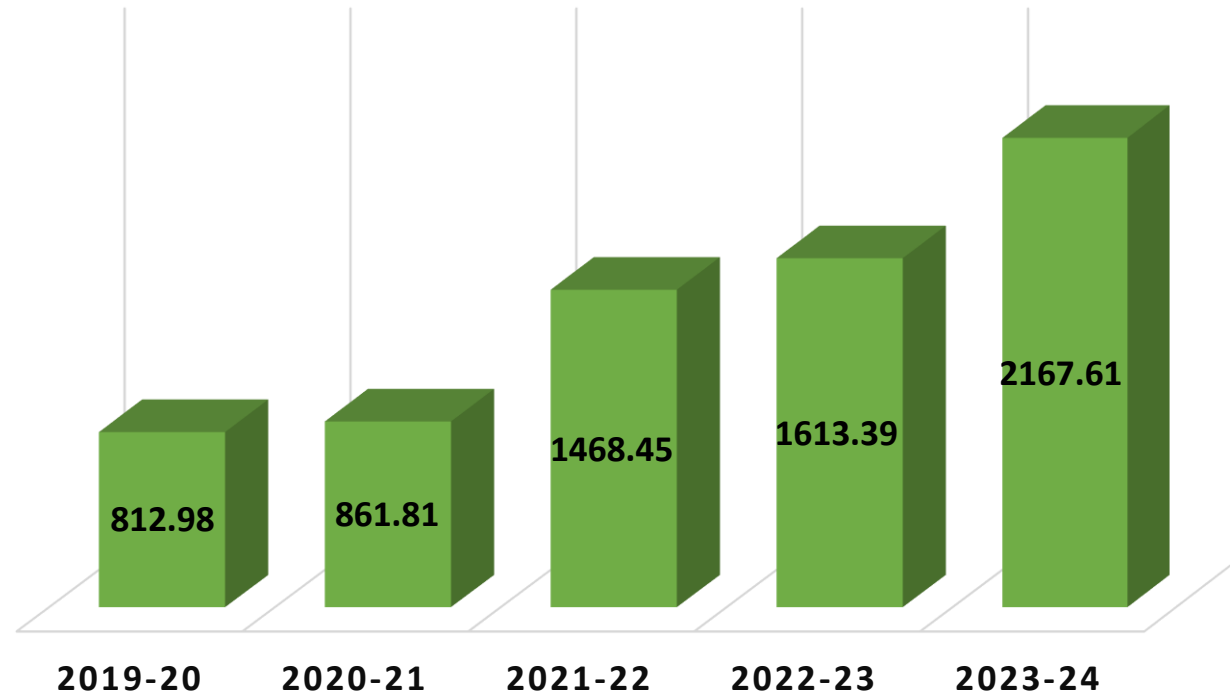


- CIL has always endeavored to create an ecological balance in and around its operations. In an effort to become a valuable part of the ecosystem, CIL has developed **32** Ecological Parks/Mine Tourism/Eco-Restoration sites till FY 2023-24.
- CIL has planned to develop **50** New Eco-parks within FY 2028-29



ENVIRONMENTAL HIGHLIGHTS - PLANTATION

TOTAL PLANTATION AREA OF CIL IN HA.



- Planted **121.13 Lakh** saplings in **5,076 Ha** inside mine lease area in last 5 years.
- Planted **24.36 Lakh** saplings in **1,848 Ha** outside mine lease area in last 5 years.
- The carbon sink potential created in last 5 years inside mine lease area is about **2.54 Lakh Tonne/year**.



ENVIRONMENTAL HIGHLIGHTS - MANAGING WATER RESOURCE



A MAHINDRA COMPANY
50 YEARS OF INSPIRING ENERGY



- In 2023-24, **2,591.42 lakh KL** water was shared with nearby community for domestic and irrigation purpose benefiting more than **11.62 lakh** people in **857** villages.
- **153** Effluent Treatment Plants (ETPs)
- **61** Sewage Treatment Plants (STPs)
- **526** Rainwater harvesting projects

Social and CSR Initiatives

Social Highlights



19,421

Female employees working in CIL and its Subsidiary companies



1 : 1

Remuneration at CIL for Women & Men, focusing on gender equality

CSR Goals



Good Health & Well Being



Decent work & Economic growth



Clean Water & Sanitation



No Poverty



Gender Equality



Reduce Inequality



Quality Education

Notable CSR Projects in recent years

01

Thalassemia Bal Sewa Yojana (CIL) -Total 700 beneficiaries to be covered in 3 phases, 580+ lives saved so far

02

Introduced “**Noble Initiative for Rewarding Mains Aspirants of National Civil Services Examination (NIRMAN)**” scheme to provide support to candidates who have qualified the Preliminary round of UPSC examination.

03

Khelgaon – Sports Academy at Ranchi

04

Multi Skill Development Institutes (MSDIs)

Thank You

COAL INDIA LIMITED

